

# A200 Pressure Reducing Valve (PRV)

## Function:

The function of this valve is to protect the downstream piping & fittings by reducing a high fluctuating upstream pressure to a lower constant downstream by means of an adjustable PRV pilot.

## Features:

- Top and seat ring guided stem and diaphragm assembly for long life and reliability.
- All iron components are fusion epoxy bonded for corrosion resistance.
- Easy maintenance without removal from the main line.
- Nylon reinforced diaphragm for long term service.
- Drip tight shut off.
- Globe design for superior control characteristics.
- Ductile iron bodies for higher strength and durability.
- Corrosion resistant stainless steel seat and disc retainer ring.
- Various pilots and accessories available for configuration into many different applications.
- Special V-Port and double chamber are options, please consult factory.
- Meet standards BS EN 1074-5, ISO 5208, BS EN 12266-1, BS EN 558-1,



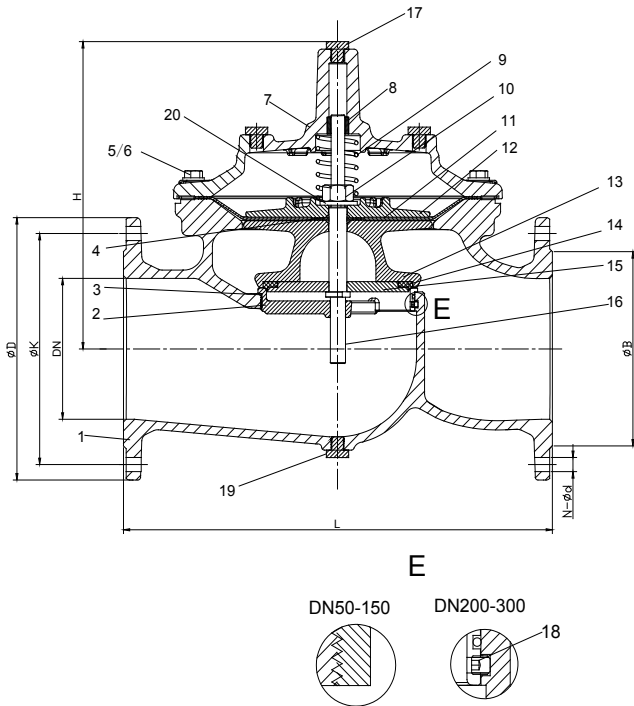
## General Application:

For pressure, flow and level control in water applications.

## Technical Data:

Size Range: DN50~DN800mm  
Pressure Ratings: 1.0Mpa; 1.6Mpa;  
2.5Mpa  
Working Temperature:-10°C- 80°C  
Suitable Media: Water  
End connection: PN 10/ PN 16/ PN 25  
Consult Factory for other applications

# A900-Main Valve DN50-DN350



## Parts List

No.	Description	Material	Standard
1	Body	Ductile Iron	GJS 500-7
2	Seat	Stainless Steel	AISI 304/316
3	O-ring	Rubber	NBR
4	O-ring	Rubber	NBR
5	Bolt	Stainless Steel	A2/A4
6	Washer	Stainless Steel	A2/A4
7	Bonnet	Ductile Iron	GJS 500-7
8	Bush	Bronze	C61900
9	Spring	Stainless Steel	AISI 304/316
10	Caulking Nut	Stainless Steel	A4
11	Diaphragm	Nylon Reinforced Rubber	EPDM +Nylon Fabric
12	Fixing holder	Ductile Iron	GJS 500-7
13	Disc Holder	Ductile Iron	GJS 500-7
14	Seal	Rubber	EPDM
15	Seat Retainer	Stainless Steel	AISI 304/316
16	Stem	Stainless Steel	AISI 304/316
17	Plug	Stainless Steel	AISI 304/316
18	Screw	Stainless Steel	A2/A4
19	Plug	Stainless Steel	A2/A4
20	Washer	Stainless Steel	A2/A4

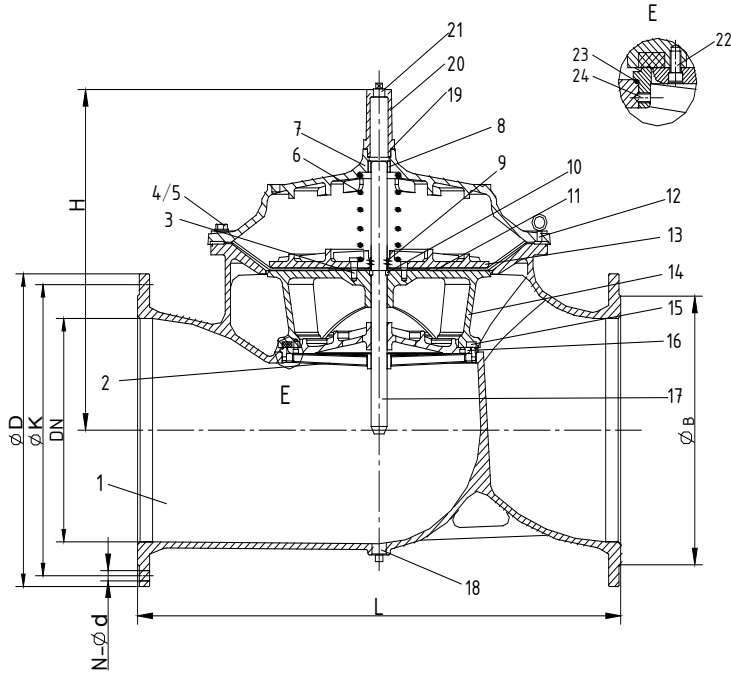
## Dimension:

DN	Model Code	L	ØD			ØK			H	N-Ød			ØB		
			PN10	PN16	PN25	PN10	PN16	PN25		PN10	PN16	PN25	PN10	PN16	PN25
50	A900-0050	230	165	165	165	125	125	125	177	4-Ø19	4-Ø19	4-Ø19	Ø99	Ø99	Ø99
65	A900-0065	290	185	185	185	145	145	145	202	4-Ø19	4-Ø19	8-Ø19	Ø118	Ø118	Ø118
80	A900-0080	310	200	200	200	160	160	160	219	8-Ø19	8-Ø19	8-Ø19	Ø132	Ø132	Ø132
100	A900-0100	350	220	220	235	180	180	190	243	8-Ø19	8-Ø19	8-Ø23	Ø156	Ø156	Ø156
*125	A900-0125	400	250	250	270	210	210	220	243	8-Ø19	8-Ø19	8-Ø28	Ø156	Ø156	Ø156
150	A900-0150	480	285	285	300	240	240	250	333	8-Ø23	8-Ø23	8-Ø28	Ø211	Ø211	Ø211
200	A900-0200	600	340	340	360	295	295	310	428	8-Ø23	12-Ø23	12-Ø28	Ø266	Ø266	Ø274
250	A900-0250	730	405	405	425	350	355	370	478	12-Ø23	12-Ø28	12-Ø31	Ø319	Ø319	Ø330
300	A900-0300	850	460	460	485	400	410	430	538	12-Ø23	12-Ø28	16-Ø31	Ø370	Ø370	Ø389
*350	A900-0350	980	520	520	555	460	470	490	550	16-Ø23	16-Ø28	16-Ø34	Ø429	Ø429	Ø448

NOTE: 1. \*DN125/350 use same internal as DN100/300  
2. AISI 304 factory standard material. consult factory for AISI 316 material.



# A900-Main Valve DN400-DN800



## Parts List

No.	Description	Material	Standard
1	Body	Ductile Iron	GJS 500-7
2	Seat	Stainless Steel	AISI 304/316
3	Screw	Stainless Steel	A2/A4
4	Screw	Stainless Steel	A2/A4
5	Screw	Stainless Steel	A2/A4
6	Spring	Stainless Steel	AISI 304/316
7	Bonnet	Ductile Iron	GJS 500-7
8	Bush	Bronze	C61900
9	O-ring	Rubber	NBR
10	Fix Washer	Bronze	C61900
11	Diaphragm	Nylon Reinforced Rubber	EPDM +Nylon Fabric
12	Eye Bolts	Carbon Steel	1040
13	Fixing Holder	Ductile Iron	GJS 500-7
14	Disc Holder	Ductile Iron	GJS 500-7
15	Seal	Rubber	EPDM
16	Seal Retainer	Ductile Iron	GJS 500-7
17	Stem	Stainless Steel	AISI 304/316
18	Plug	Stainless Steel	AISI 304/316
19	O-ring	Rubber	NBR
20	Cap	Ductile Iron	GJS 500-7
21	Plug	Stainless Steel	AISI 304/316
22	Screw	Stainless Steel	A2/A4
23	O-ring	Rubber	NBR
24	Screw	Stainless Steel	A2/A4

## Dimension:

Unit: mm

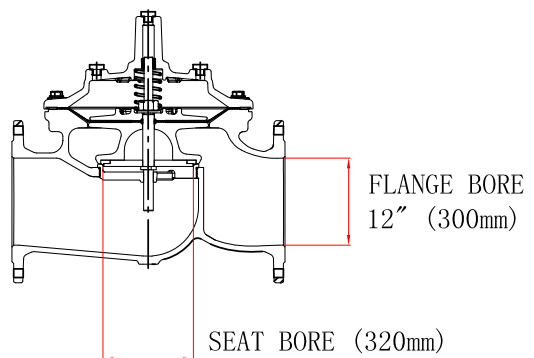
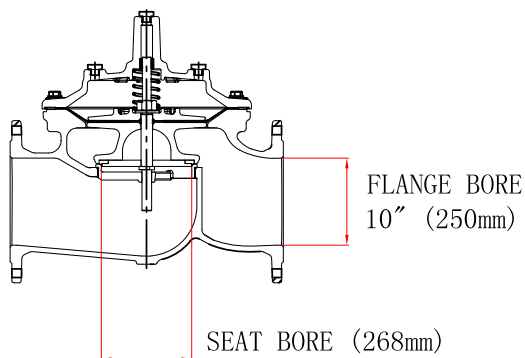
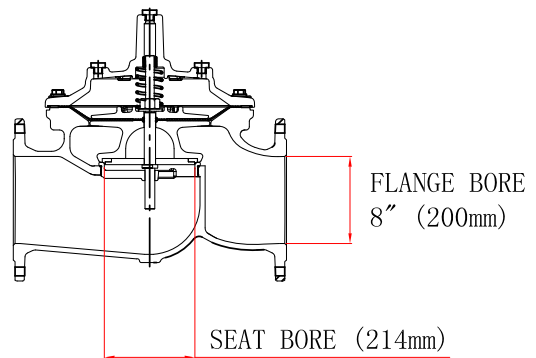
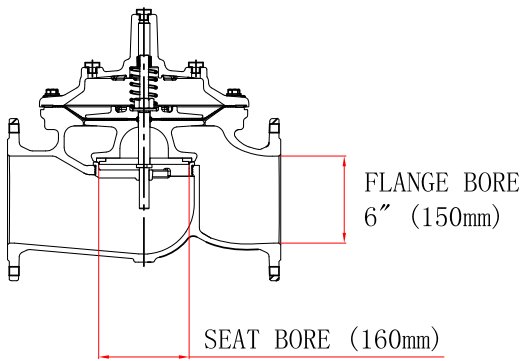
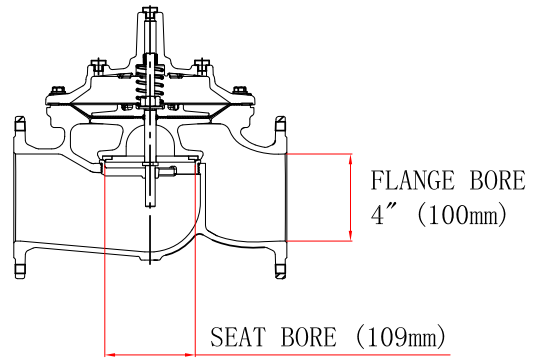
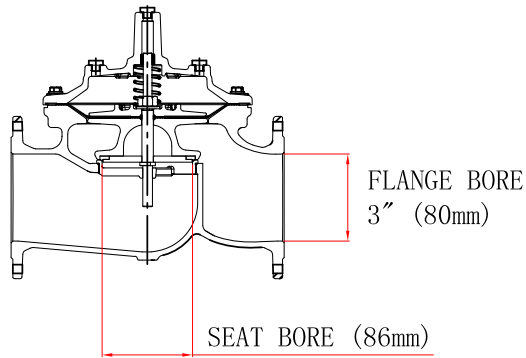
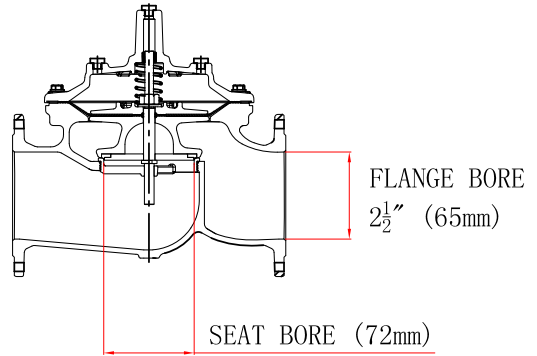
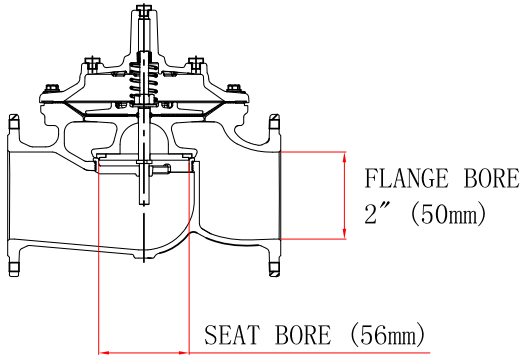
DN	Model Code	L	H	ØD			ØK			N-Ød			ØB		
				PN10	PN16	PN25	PN10	PN16	PN25	PN10	PN16	PN25	PN10	PN16	PN25
400	A900-0400	1100	710	580	580	620	515	525	550	16-Ø28	16-Ø31	16-Ø37	480	480	503
*450	A900-0450	1200	720	640	640	670	565	585	600	20-Ø28	20-Ø31	20-Ø37	530	548	548
500	A900-0500	1250	822	715	715	730	620	650	660	20-Ø28	20-Ø34	20-Ø37	582	609	609
600	A900-0600	1450	885	840	840	845	725	770	770	20-Ø31	20-Ø37	20-Ø40	682	720	720
*700	A900-0700	1650	910	910	910	960	840	840	875	24-Ø31	24-Ø37	24-Ø43	682	720	720
800	A900-0800	1850	1260	1025	1025	1085	950	950	990	24-Ø34	24-Ø40	24-Ø49	901	901	928

Note: 1. \*DN450/700 use same internal as DN400/600.

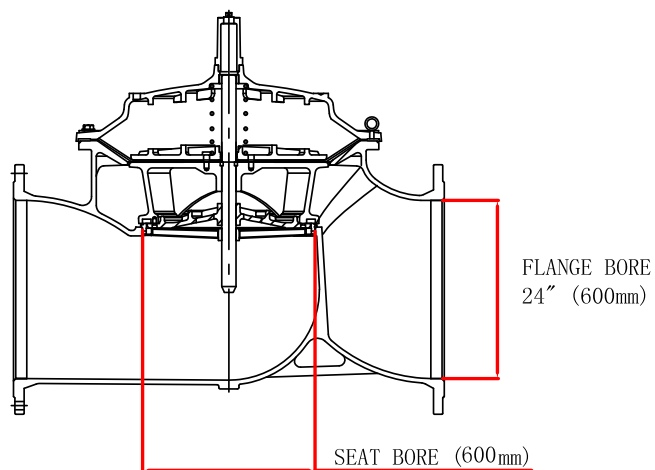
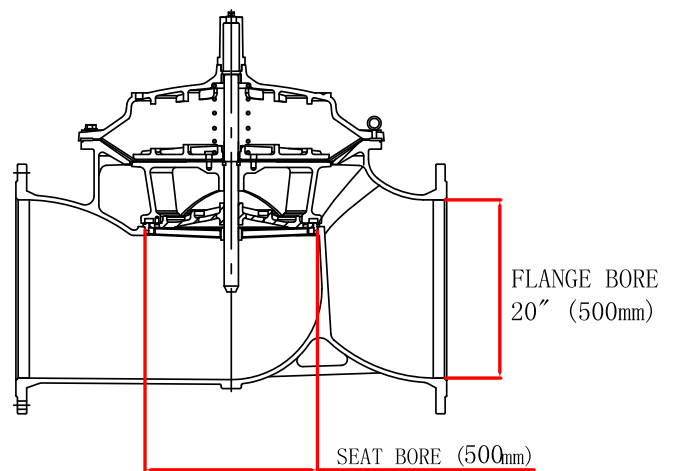
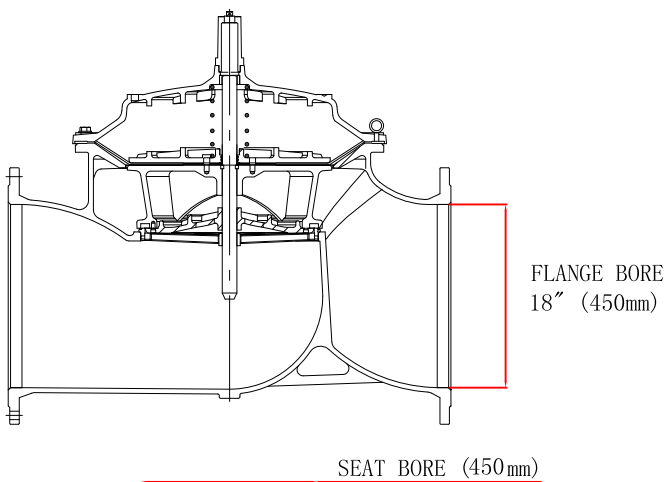
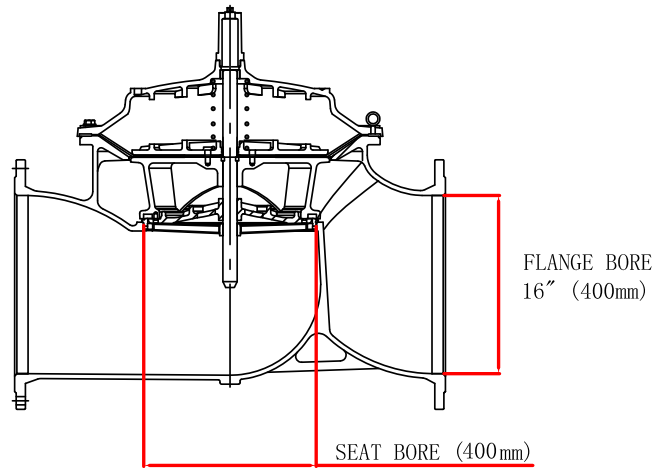
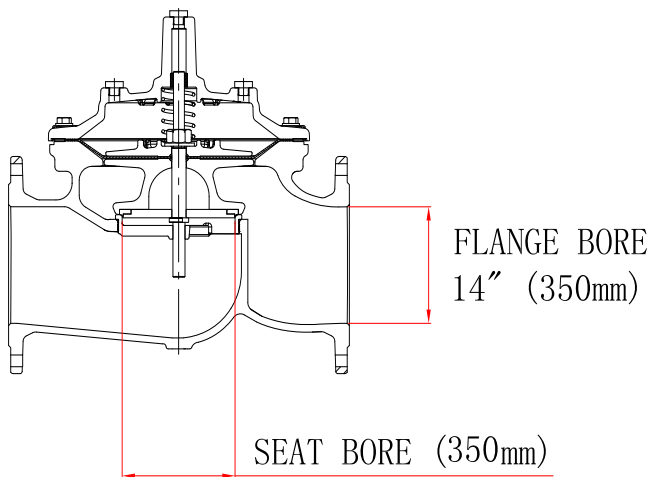
2. AISI 304 factory standard material. consult factory for AISI 316 material.



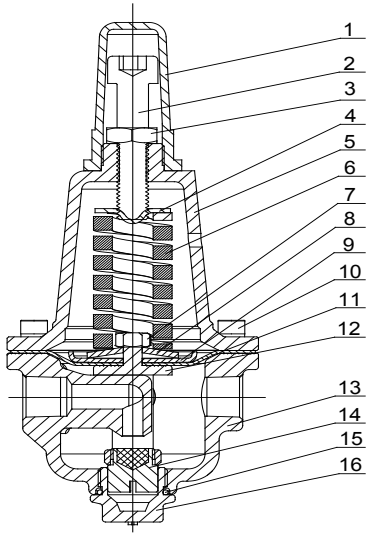
# A900-Main Valve Bore Size DN50-DN300



# A900-Main Valve Bore Size DN400-DN600



# P200-Reducing Pilot



## Part list & Material

No.	Description	Material	Standard
1	Cap	Plastic	ABS
2	Adjusting Screw	Stainless Steel	AISI 304
3	Jam Nut	Stainless Steel	A2
4	Spring table	Stainless Steel	AISI 304
5	Bonnet	Stainless Steel	AISI 304
6	Spring	Spring Steel	SiCrV
7	Nut	Stainless Steel	A2
8	Spring table	Spring Steel	Mn-steel+Ni Plated
9	Fixing Holder	Stainless Steel	AISI 304
10	Screw	Stainless Steel	A2
11	Diaphragm	Nylon Reinforced Rubber	EPDM+Nylon
12	Yoke	Stainless Steel	AISI 304
13	Body	Stainless Steel	AISI 304
14	Disc	Stainless Steel+Rubber	AISI 304+EPDM
15	O-Ring	Rubber	NBR
16	Plug	Stainless Steel	AISI 304

## Ordering Code

Model:  
A200: Pressure Reducing Valve

**A**XXX-0200-16-YYY

YYY: Special Code  
Please Consult Factory

Pressure Rating:  
10: PN10  
16: PN16  
25: PN25  
A1: ANSI 125 F/F  
A5: ANSI 150 R/F

Size:  
0080: 80 mm  
0200: 200 mm

## Cavitation

